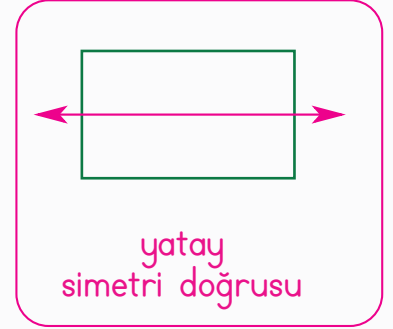
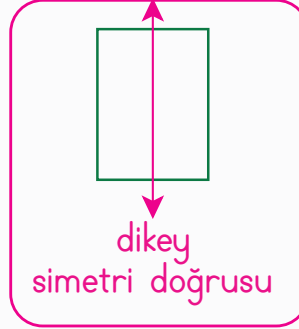
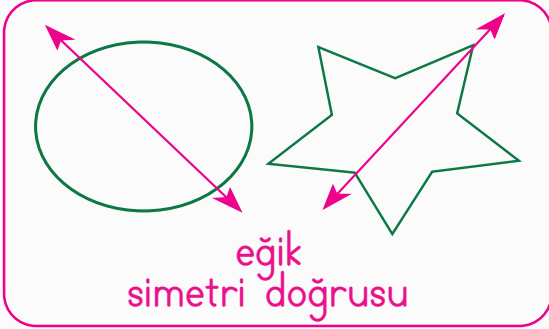


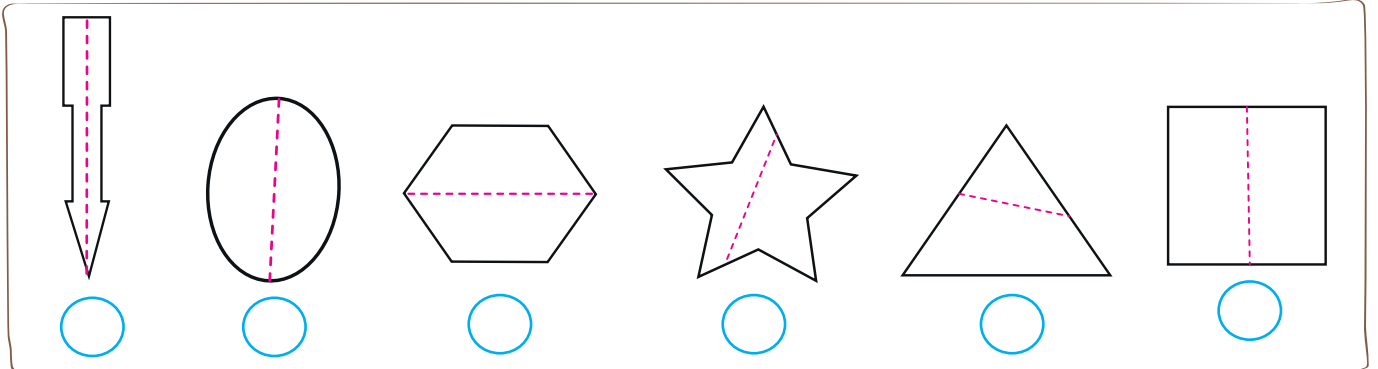
SİMETRİ



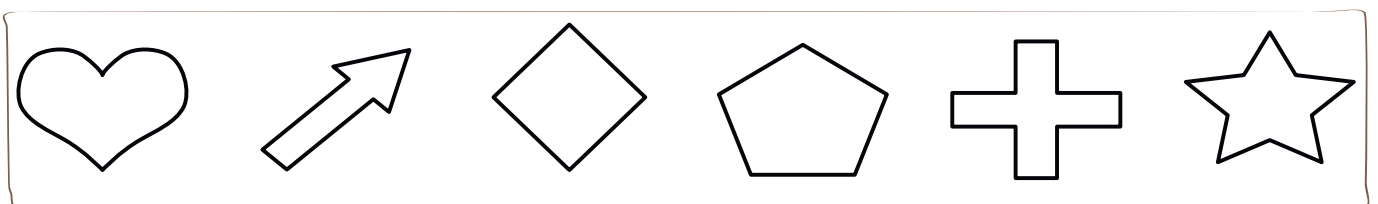
- ➔ Bir cismin bir doğruya göre eşit uzaklıktaki görüntüsüne **simetri** denir.
- ➔ Simetri aynasına bakılarak görüntünün simetri olup olmadığı anlaşılır.
- ➔ Şekilleri iki eş parçaya ayıran doğruya **simetri doğrusu** denir.
- ➔ Simetri doğruları **yatay simetri**, **dikey simetri** ve **eğik simetri** olabilir.



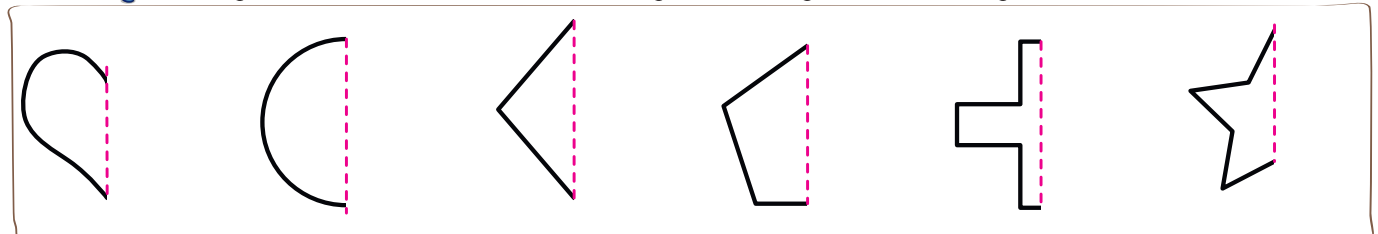
Simetri olan şekilleri işaretleyiniz.



Aşağıdaki şekillerin simetri doğrularını çiziniz.






Aşağıdaki şekillerin simetri doğrusuna göre simetriğini çiziniz.



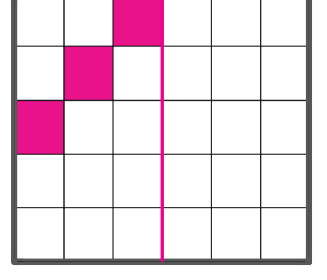
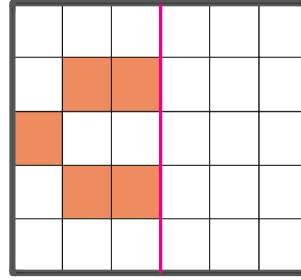
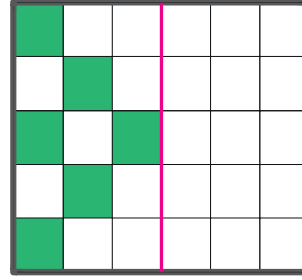
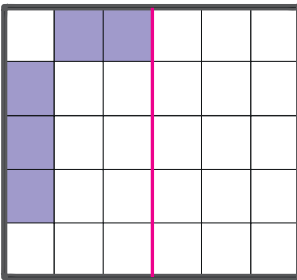
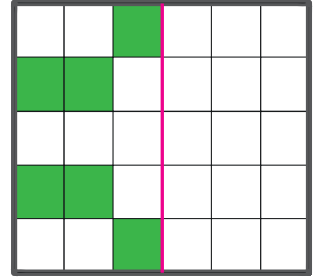
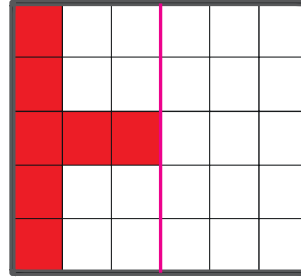
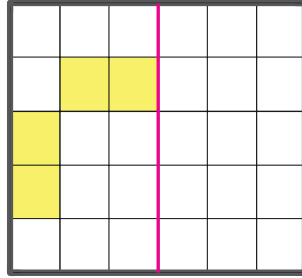
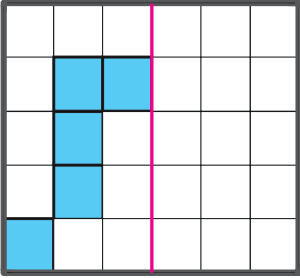
SİMETRİ



Aynada simetrisi verilen görseli işaretleyelim.



Aşağıdaki şekillerin simetri doğrusuna göre simetriğini çiziniz.



Aşağıdaki harflerin simetri doğruslarını çizelim.

U Y A O V M Ö